
UNITED STATES
SECURITIES AND EXCHANGE COMMISSION
WASHINGTON, D.C. 20549

FORM 8-K

CURRENT REPORT

Pursuant to Section 13 or 15(d) of the Securities Exchange Act of 1934

Date of Report (Date of earliest event reported): **September 9, 2020**

CHENIERE ENERGY PARTNERS, L.P.

(Exact name of registrant as specified in its charter)

Delaware
(State or other jurisdiction of incorporation)

001-33366
(Commission File Number)

20-5913059
(I.R.S. Employer Identification No.)

700 Milam Street, Suite 1900
Houston, Texas 77002
(Address of principal executive offices) (Zip Code)

(713) 375-5000
(Registrant's telephone number, including area code)

Check the appropriate box below if the Form 8-K filing is intended to simultaneously satisfy the filing obligation of the registrant under any of the following provisions:

- ☐ Written communications pursuant to Rule 425 under the Securities Act (17 CFR 230.425)
☐ Soliciting material pursuant to Rule 14a-12 under the Exchange Act (17 CFR 240.14a-12)
☐ Pre-commencement communications pursuant to Rule 14d-2(b) under the Exchange Act (17 CFR 240.14d-2(b))
☐ Pre-commencement communications pursuant to Rule 13e-4(c) under the Exchange Act (17 CFR 240.13e-4(c))

Securities registered pursuant to Section 12(b) of the Act:

Title of each class	Trading Symbol	Name of each exchange on which registered
Common Units Representing Limited Partner Interests	CQP	NYSE American

Indicate by check mark whether the registrant is an emerging growth company as defined in Rule 405 of the Securities Act of 1933 (§230.405 of this chapter) or Rule 12b-2 of the Securities Exchange Act of 1934 (§240.12b-2 of this chapter).

Emerging growth company ☐

If an emerging growth company, indicate by check mark if the registrant has elected not to use the extended transition period for complying with any new or revised financial accounting standards provided pursuant to Section 13(a) of the Exchange Act. ☐

Item 7.01. Regulation FD Disclosure

On September 9, 2020, representatives of Cheniere Energy, Inc., the indirect parent of Cheniere Energy Partners, L.P., will participate in the 2020 Barclays CEO Energy-Power Conference. A copy of the material to be used in connection with the investor conference is attached as Exhibit 99.1 to this report and is incorporated by reference into this Item 7.01.

The information included in this Item 7.01 of this Current Report on Form 8-K, including the attached Exhibit 99.1, shall not be deemed “filed” for purposes of Section 18 of the Securities Exchange Act of 1934, as amended (the “Exchange Act”), or incorporated by reference in any filing under the Securities Act of 1933, as amended, or the Exchange Act, except as shall be expressly set forth by specific reference in such filing.

Item 9.01. Financial Statements and Exhibits.

Exhibits

Exhibit No.	Description
99.1*	2020 Barclays CEO Energy-Power Conference Material.
104	Cover Page Interactive Data File (embedded within the Inline XBRL document)

*Furnished herewith

SIGNATURES

Pursuant to the requirements of the Securities Exchange Act of 1934, the registrant has duly caused this report to be signed on its behalf by the undersigned hereunto duly authorized.

CHENIERE ENERGY PARTNERS, L.P.

By: CHENIERE ENERGY PARTNERS GP, LLC,
Its general partner

Date: September 9, 2020

By: /s/ Zach Davis
Name: Zach Davis
Title: Senior Vice President and Chief
Financial Officer

Cheniere Energy, Inc.



Barclays 2020 CEO Energy-Power Conference

Jack Fusco, *President and CEO*

September 9, 2020



Safe Harbor Statements

Forward-Looking Statements

This presentation contains certain statements that are, or may be deemed to be, "forward-looking statements" within the meaning of Section 27A of the Securities Act of 1933, as amended, and Section 21E of the Securities Exchange Act of 1934, as amended. All statements, other than statements of historical or present facts or conditions, included or incorporated by reference herein are "forward-looking statements." Included among "forward-looking statements" are, among other things:

- statements regarding the ability of Cheniere Energy Partners, L.P. to pay distributions to its unitholders or Cheniere Energy, Inc. to pay dividends to its shareholders or participate in share or unit buybacks;
- statements regarding Cheniere Energy, Inc.'s or Cheniere Energy Partners, L.P.'s expected receipt of cash distributions from their respective subsidiaries;
- statements that Cheniere Energy Partners, L.P. expects to commence or complete construction of its proposed liquefied natural gas ("LNG") terminals, liquefaction facilities, pipeline facilities or other projects, or any expansions or portions thereof, by certain dates or at all;
- statements that Cheniere Energy, Inc. expects to commence or complete construction of its proposed LNG terminals, liquefaction facilities, pipeline facilities or other projects, or any expansions or portions thereof, by certain dates or at all;
- statements regarding future levels of domestic and international natural gas production, supply or consumption or future levels of LNG imports into or exports from North America and other countries worldwide, or purchases of natural gas, regardless of the source of such information, or the transportation or other infrastructure, or demand for and prices related to natural gas, LNG or other hydrocarbon products;
- statements regarding any financing transactions or arrangements, or ability to enter into such transactions;
- statements regarding the amount and timing of share repurchases;
- statements relating to the construction of our proposed liquefaction facilities and natural gas liquefaction trains ("Trains") and the construction of our pipelines, including statements concerning the engagement of any engineering, procurement and construction ("EPC") contractor or other contractor and the anticipated terms and provisions of any agreement with any EPC or other contractor, and anticipated costs related thereto;
- statements regarding any agreement to be entered into or performed substantially in the future, including any revenues anticipated to be received and the anticipated timing thereof, and statements regarding the amounts of total LNG regasification, natural gas, liquefaction or storage capacities that are, or may become, subject to contracts;
- statements regarding counterparties to our commercial contracts, construction contracts and other contracts;
- statements regarding our planned development and construction of additional Trains or pipelines, including the financing of such Trains or pipelines;

- statements that our Trains, when completed, will have certain characteristics, including amounts of liquefaction capacities;
- statements regarding our business strategy, our strengths, our business and operation plans or any other plans, forecasts, projections or objectives, including anticipated revenues, capital expenditures, maintenance and operating costs, run-rate SG&A estimates, cash flows, EBITDA, Adjusted EBITDA, distributable cash flow, distributable cash flow per share and unit, deconsolidated debt outstanding, and deconsolidated contracted EBITDA, any or all of which are subject to change;
- statements regarding projections of revenues, expenses, earnings or losses, working capital or other financial items;
- statements regarding legislative, governmental, regulatory, administrative or other public body actions, approvals, requirements, permits, applications, filings, investigations, proceedings or decisions;
- statements regarding our anticipated LNG and natural gas marketing activities;
- statements regarding the outbreak of COVID-19 and its impact on our business and operating results, including any customers not taking delivery of LNG cargoes, the ongoing credit worthiness of our contractual counterparties, any disruptions in our operations or construction of our Trains and the health and safety of our employees, and on our customers, the global economy and the demand for LNG; and
- any other statements that relate to non-historical or future information.

These forward-looking statements are often identified by the use of terms and phrases such as "achieve," "anticipate," "believe," "contemplate," "develop," "estimate," "example," "expect," "forecast," "goals," "guidance," "opportunities," "plan," "potential," "project," "propose," "subject to," "strategy," "target," and similar terms and phrases, or by use of future tense. Although we believe that the expectations reflected in these forward-looking statements are reasonable, they do involve assumptions, risks and uncertainties, and these expectations may prove to be incorrect. You should not place undue reliance on these forward-looking statements, which speak only as of the date of this presentation. Our actual results could differ materially from those anticipated in these forward-looking statements as a result of a variety of factors, including those discussed in "Risk Factors" in the Cheniere Energy, Inc. and Cheniere Energy Partners, L.P. Annual Reports on Form 10-K filed with the SEC on February 25, 2020 and Quarterly Reports on Form 10-Q filed with the SEC on April 30, 2020, which are incorporated by reference into this presentation. All forward-looking statements attributable to us or persons acting on our behalf are expressly qualified in their entirety by these "Risk Factors." These forward-looking statements are made as of the date of this presentation, and other than as required by law, we undertake no obligation to update or revise any forward-looking statement or provide reasons why actual results may differ, whether as a result of new information, future events or otherwise.

Non-GAAP Financial Measures

The following presentation includes certain "non-GAAP financial measures" as defined in Regulation G under the Securities Exchange Act of 1934, as amended. A definition of these non-GAAP measures is included in the appendix.

Extraordinary Challenges Reinforce Cheniere's Resilience and Stability

The resilience of our customer-oriented business and the professionalism and resolute focus of the Cheniere workforce continue to deliver outcomes which benefit all of our stakeholders



COVID-19 Pandemic

Prioritizing the health and safety of our workforce while ensuring business continuity

No interruptions to operations at our facilities due to COVID-19

Sabine Pass Train 6 completion timeline accelerated to 2H 2022 from 1H 2023

Corpus Christi Train 3 commissioning ahead of schedule



Reduced Cargoes

Business model operating as designed as customers have exercised right to not lift some LNG cargoes

Reconfirmed FY2020 financial guidance amidst cargo cancellations and market volatility

Operated facilities at maximum efficiency with reduced staffing and costs

Completed opportunistic maintenance work on all trains, safely and ahead of schedule



Capital Markets

Refinanced ~\$5B of debt across the Cheniere complex while capital markets were under turmoil and the world was working from home

Cost-effectively addressed near-term maturities and higher-cost debt

Eliminating converts simplifies our corporate structure and is expected to reduce run-rate share count by ~15%

CCH upgraded to IG by Moody's



Hurricane Laura

All employees safe and no significant damage to Sabine Pass

Executed hurricane preparedness plan and incident response protocols

Resumed operations at Sabine Pass ahead of plan and with zero safety incidents

Meeting all obligations to our foundation and term customers despite downtime

Sabine Pass Post Hurricane Laura

Picture as of August 27, 2020



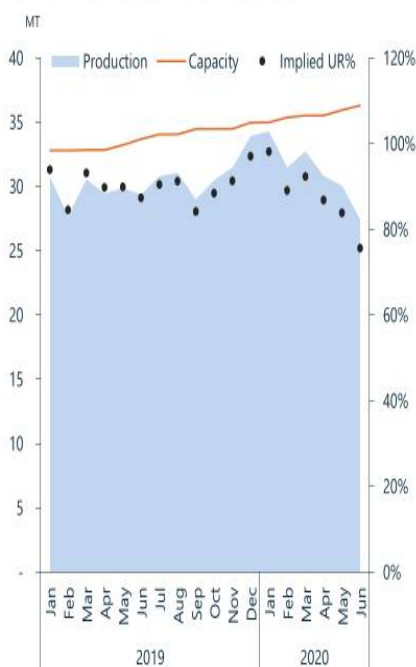
Strengthening Global LNG Market

Asian demand growth, summer production curtailments, and normalizing European gas storage levels among indicators of market recovery

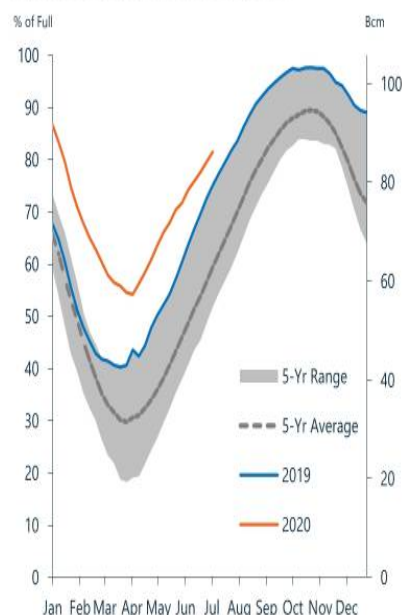
Change in Asia LNG Imports
1H 2020 vs 1H 2019



Global LNG Production vs Utilization
Utilization decreased to 82% in 2Q 2020



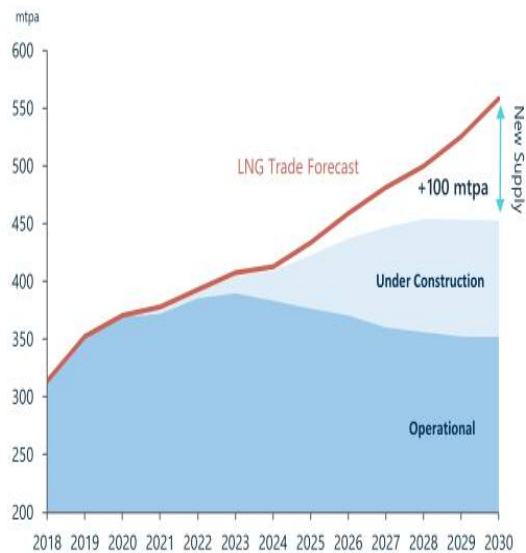
Europe Week End Storage Level
Pipeline flows decreased 6.8 Bcf/d YoY



Long-Term LNG Market Fundamentals Intact

Global LNG Supply

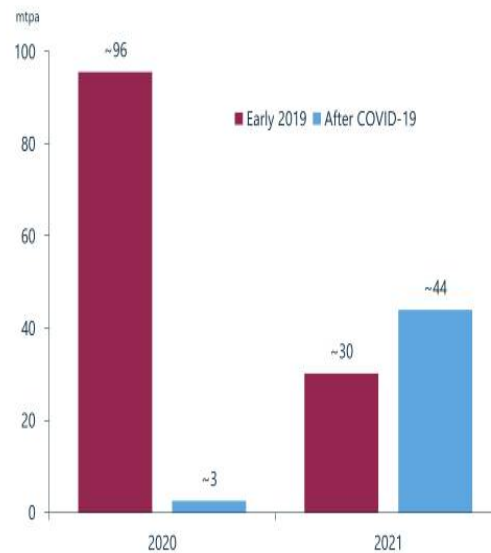
Over 100 mtpa of incremental LNG supply needed by 2030



Over 200 mtpa of global demand growth projected by 2030

Expected FIDs 2020-2021

Before and After Market Shocks



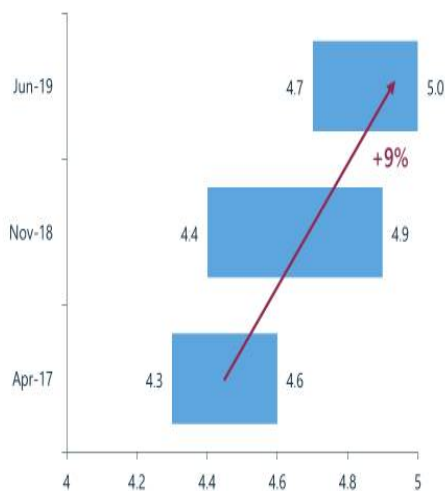
Some LNG projects out and others delayed, tightening mid-2020s market and enhancing Cheniere's competitive position

Execution Driving Production and Cash Flow Growth

Plant outperformance, maintenance optimization and debottlenecking opportunities have led to higher expected run-rate production levels and increased cash flow generation capability

Run-Rate Liquefaction Capacity Per Train¹

~9% increase in production guidance in three years



- Added production increases size of marketing (CMI) portfolio
- As platform continues to grow, expect to contract more than 85% of total production capacity
- Open marketing production capacity is strategic for:
 - Fulfilling third party cargo obligations
 - Ability to provide bridging volumes to customers
 - Continuing to contract on short, medium, and long-term basis to migrate cash flow from low-multiple spot market to higher multiple contracted market

Production trending toward **higher end** of 4.7 – 5.0 mtpa per Train range

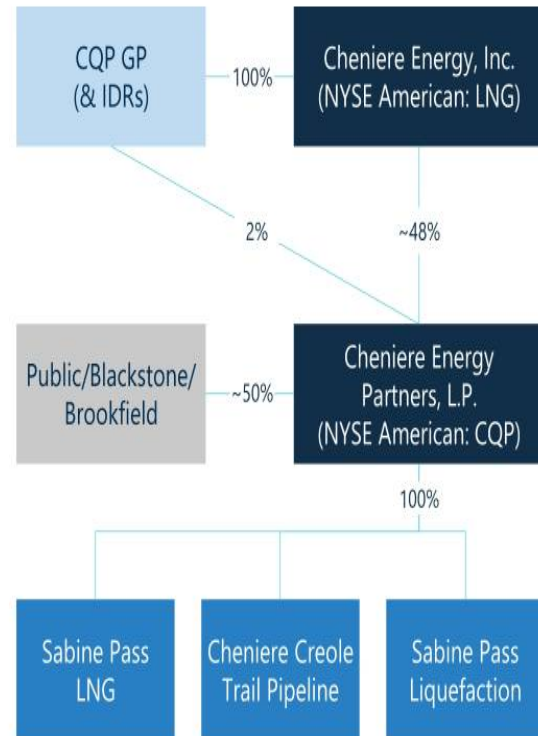
7 1. Run-rate liquefaction capacity per Train adjusted for the expected impacts of planned and unplanned maintenance, debottlenecking and maintenance optimization, and overdesign.

Blackstone Infrastructure and Brookfield's Proposed Purchase of CQP Stake a Testament to Cheniere's Business Model



Brookfield

- ✓ Blackstone and Brookfield are two of the largest private equity infrastructure investors in the world
- ✓ Reaffirmation of Blackstone's support of Cheniere since 2012
- ✓ Testament to Cheniere's world class LNG platform and long-term prospects
- ✓ Confirmation of strong investor interest in long-term contracted infrastructure assets with robust positive free cash flow
- ✓ Cheniere remains committed to simplification of MLP/IDR structure over time
- ✓ Reported transaction price at a significant premium to relative trading level of LNG, which is expected to reach free cash flow inflection point in coming year



Free Cash Flow Inflection Point Expected in 2021

Completion of Corpus Christi Train 3 expected to reduce capital commitments and increase operational cash flow, leaving significant amount of free cash flow for capital allocation priorities

Unprecedented 9-train capex program winding down

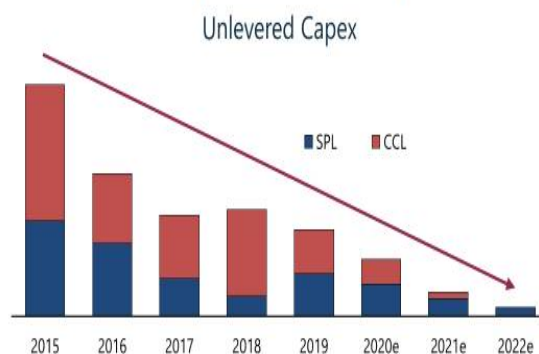
- Less than \$0.5bn remaining unlevered capex at CCL Train 3 (1H 2021 completion)
- ~\$1.0bn remaining unlevered capex at SPL Train 6 (2H 2022 completion)

Debt Reduction is Capital Allocation Priority

- Capital allocation short- and medium-term to be focused on using excess capital for debt reduction, moving toward investment grade leverage metrics
- Target investment-grade rating at Cheniere level in early to mid 2020s

Over \$10bn of available cash estimated in next 5 years

- Once CCL Train 3 operational, free cash flow expected to ramp up at Cheniere level
- ~\$0.75 of every incremental dollar of CQP distributions goes to Cheniere through IDR structure currently in high splits
- Once SPL Train 6 is online, projected ~\$2.5-\$2.9bn of annual distributable cash flow¹
- Sufficient available cash to manage balance sheet, provide capital returns and fund Stage 3 growth upon commercialization



1. Consolidated Adjusted EBITDA and Distributable Cash Flow are non-GAAP measures. A definition of these non-GAAP measures is included in the appendix. We have not made any forecast of Net income (loss) attributable to common stockholders, the most comparable GAAP measure, on a run-rate basis and we are unable to reconcile differences between forecasts of run-rate distributable cash flow and Net income (loss) attributable to common stockholders.

Cheniere: Resilient. Stable. Flexible. Competitive.

- Cheniere's resilience and stability reinforced amid extraordinary challenges
- Supply and demand dynamics in short-term market strengthening
- Long-term LNG market fundamentals intact
- Cheniere's competitive position improving as industry projects delayed
- Production at Sabine Pass and Corpus Christi at high end of guidance range
- Balance sheet management underway progressing toward leverage targets
- Positive free cash flow generation inflection point expected in 2021
- Blackstone and Brookfield investment a testament to Cheniere's business model and long-term stability and prospects

Cheniere Energy, Inc.

Barclays 2020 CEO Energy-Power Conference

Jack Fusco, President and CEO

September 9, 2020



Non-GAAP Measures

Regulation G Reconciliations

This presentation contains non-GAAP financial measures. Consolidated Adjusted EBITDA, Distributable Cash Flow, Distributable Cash Flow per Share, and Distributable Cash Flow per Unit are non-GAAP financial measures that we use to facilitate comparisons of operating performance across periods. These non-GAAP measures should be viewed as a supplement to and not a substitute for our U.S. GAAP measures of performance and the financial results calculated in accordance with U.S. GAAP and reconciliations from these results should be carefully evaluated.

Consolidated Adjusted EBITDA represents net income (loss) attributable to Cheniere before net income (loss) attributable to the non-controlling interest, interest, taxes, depreciation and amortization, adjusted for certain non-cash items, other non-operating income or expense items, and other items not otherwise predictive or indicative of ongoing operating performance, as detailed in the following reconciliation. Consolidated Adjusted EBITDA is not intended to represent cash flows from operations or net income (loss) as defined by U.S. GAAP and is not necessarily comparable to similarly titled measures reported by other companies.

We believe Consolidated Adjusted EBITDA provides relevant and useful information to management, investors and other users of our financial information in evaluating the effectiveness of our operating performance in a manner that is consistent with management's evaluation of business performance. We believe Consolidated Adjusted EBITDA is widely used by investors to measure a company's operating performance without regard to items such as interest expense, taxes, depreciation and amortization which vary substantially from company to company depending on capital structure, the method by which assets were acquired and depreciation policies. Further, the exclusion of certain non-cash items, other non-operating income or expense items, and items not otherwise predictive or indicative of ongoing operating performance enables comparability to prior period performance and trend analysis.

Consolidated Adjusted EBITDA is calculated by taking net income (loss) attributable to common stockholders before net income (loss) attributable to non-controlling interest, interest expense, net of capitalized interest, changes in the fair value and settlement of our interest rate derivatives, taxes, depreciation and amortization, and adjusting for the effects of certain non-cash items, other non-operating income or expense items, and other items not otherwise predictive or indicative of ongoing operating performance, including the effects of modification or extinguishment of debt, impairment expense and loss on disposal of assets, changes in the fair value of our commodity and foreign currency exchange ("FX") derivatives, non-cash compensation expense, and non-recurring costs related to our response to the COVID-19 outbreak. We believe the exclusion of these items enables investors and other users of our financial information to assess our sequential and year-over-year performance and operating trends on a more comparable basis and is consistent with management's own evaluation of performance.

Distributable Cash Flow is defined as cash received, or expected to be received, from Cheniere's ownership and interests in CQP and Cheniere Corpus Christi Holdings, LLC, cash received (used) by Cheniere's integrated marketing function (other than cash for capital expenditures) less interest, taxes and maintenance capital expenditures associated with Cheniere and not the underlying entities. Management uses this measure and believes it provides users of our financial statements a useful measure reflective of our business's ability to generate cash earnings to supplement the comparable GAAP measure.

Distributable Cash Flow per Share and Distributable Cash Flow per Unit are calculated by dividing Distributable Cash Flow by the weighted average number of common shares or units outstanding.

We believe Distributable Cash Flow is a useful performance measure for management, investors and other users of our financial information to evaluate our performance and to measure and estimate the ability of our assets to generate cash earnings after servicing our debt, paying cash taxes and expending sustaining capital, that could be used for discretionary purposes such as common stock dividends, stock repurchases, retirement of debt, or expansion capital expenditures. Management uses this measure and believes it provides users of our financial statements a useful measure reflective of our business's ability to generate cash earnings to supplement the comparable GAAP measure.

Distributable Cash Flow is not intended to represent cash flows from operations or net income (loss) as defined by U.S. GAAP and is not necessarily comparable to similarly titled measures reported by other companies.

Non-GAAP measures have limitations as an analytical tool and should not be considered in isolation or in lieu of an analysis of our results as reported under GAAP, and should be evaluated only on a supplementary basis.

Investor Relations Contacts

Randy Bhatia

Vice President, Investor Relations – (713) 375-5479, randy.bhatia@cheniere.com

Megan Light

Director, Investor Relations – (713) 375-5492, megan.light@cheniere.com
